















# Contents

 <b>SubTerrain System</b> - build a layout in five easy steps without power tools .....	<b>3-5</b>
 <b>Track-Bed</b> - new revolutionary roadbed, quieter operation, easier to use and better value .....	<b>6</b>
 <b>Terrain System</b> - all the products needed to make earth contours for any terrain .....	<b>7-10</b>
 <b>Landscaping System</b> - ground cover, foliage, grass and trees for your layout.....	<b>11-15</b>
 <b>Realistic Trees</b> - realistic conifer or deciduous trees ready-to-use or kit form .....	<b>16-17</b>
 <b>Mini-Scenes</b> - complete scenes that add detail and humor to any layout .....	<b>18</b>
 <b>Scenic Details</b> - highly detailed castings that bring your layout to life.....	<b>19-22</b>
 <b>Trackside Scenes</b> - authentic scenes that were often found along the tracks .....	<b>23</b>
 <b>Complete Scenes</b> - everything included for a complete scene for your layout .....	<b>24</b>
 <b>Hob-Bits</b> - high-quality, precision brass machine screws, nuts and washers.....	<b>25</b>
 <b>Hob-E-Lube</b> - lubricants that work with model trains, R/C cars, planes and boats .....	<b>25</b>
 <b>Model Graphics</b> - 64 sheet selection of dry transfer decals, numbers, alphabets and lines .....	<b>26</b>
 <b>Dry Transfer Decals</b> - signs, logos, posters add color and life to any model .....	<b>27-30</b>
 <b>Complete Layout Kits</b> - easy to assemble lightweight layout kits.....	<b>31-32</b>
 <b>Building Sets</b> - complete cities in a box .....	<b>33</b>
 <b>You Can Do It</b> - various learning tools to make you an expert model craftsman .....	<b>34-35</b>

## **Woodland Scenics, the leader in the model railroading industry...**

Woodland Scenics makes complete layout, terrain and landscaping systems for model railroads. With our systems you have everything you need to build the layout of your dreams from start to finish.

Our dedication to quality has made us the leader in the model railroading industry. People purchase Woodland Scenics products because they are the finest available.

Our systems are easy to use. Even beginners can build a layout of craftsman quality on their first attempt. To help you get started, we offer several learning tools including videos, manuals and hands-on kits.

We also have a variety of accessories to complete your layout. Contact Woodland Scenics if you are looking for the best model railroading products on the market.



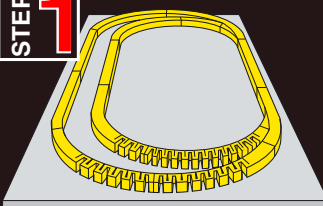
## SubTerrain Lightweight Layout System

The Revolutionary Layout System for beginners or experienced modelers.

- No Expensive Power Tools
- No Dusty Mess
- No Complicated Calculations


Build the layout of your dreams in just five easy steps...You Can Do It!

**STEP 1**



**Install Risers**

Install Risers wherever track will be laid. This raises the track level to the height of the Risers, causing surrounding areas to be lower. You can quickly and easily make creeks and other low-lying areas without cutting into the layout base.



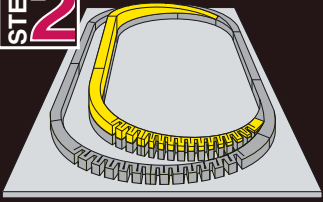
**STEP 1**

**Risers\***

1/2" (4 per pkg.) .....	ST1406
3/4" (4 per pkg.) .....	ST1414
1" (4 per pkg.) .....	ST1407
2" (4 per pkg.) .....	ST1408
4" (2 per pkg.) .....	ST1409


Use at least 2" Risers to elevate track. 4" Risers give maximum elevation for steep relief. 1/2", 3/4" & 1" Risers are generally used with Incline Starters to varying grades. Each piece is 2 1/2" wide x 24" long.

**STEP 2**



**Add Inclines**

Use flexible Inclines to easily change track elevations on curves or straights. The SubTerrain System's precut Inclines (with 2%, 3% or 4% grade) remove the guesswork and complicated calculations.



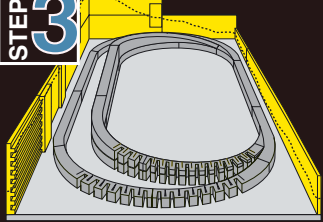
**STEP 2**

**Incline Sets\***

2% INCLINE .....	ST1410
2% Set elevates your track 4" in 16'.	
3% INCLINE .....	ST1416
3% Set elevates your track 4 1/2" in 12'.	
4% INCLINE .....	ST1411
4% Set elevates your track 4" in 8'.	


Stack the precut Inclines on top of Risers for quick & easy elevation changes. Each piece is 2 1/2" wide x 24" long.

**STEP 3**



**Install Profile Boards**

Install interlocking Profile Boards with matching Connectors to make a sturdy layout perimeter that can easily be cut with the Hot Wire Foam Cutter or a hobby knife to conform to any profile desired.




**STEP 3**

**Incline Starters\***


2% STARTER (8 per pkg.) .....	ST1412
2% Starter includes 8 identical pieces that raise the elevation 1/2". Each piece is 2 1/2" wide x 24" long. Can be used alone or with sets to start your track on an incline.	
3% STARTER (6 per pkg.) .....	ST1415
3% Starter includes 6 identical pieces that raise the elevation 3/4". Each piece is 2 1/2" wide and 24" long. Can be used alone or with sets to start your track on an incline.	
4% STARTER (4 per pkg.) .....	ST1413
4% Starter includes 4 identical pieces that raise the elevation 1". Each piece is 2 1/2" wide x 24" long. Can be used alone or with sets to start your track on an incline.	

**STEP 4**



**Cut & Install Sheet Goods**

Cut Foam Sheets to enclose tunnels, create interior terrain profiles and form level, elevated areas for buildings and towns.



**STEP 3**

**Profile Boards\***

2 Boards & 2 Connectors .....	ST1419
-------------------------------	--------

Profile Boards are used around the perimeter of your layout to define the contours. Their special interlocking design allows them to be placed end to end stacked and locked together. Each Profile Board is 8" high & 24" long.

**STEP 5**



**Add Plaster Cloth & Track-Bed**

Form terrain with newspaper wads and cover with Plaster Cloth that has been dipped in water. The Plaster Cloth will dry to a hard shell without adding any plaster. Install the Track-Bed.



**STEP 4**

**Foam Sheets**

1/4" (1 pc.) .....	ST1422
1/2" (1 pc.) .....	ST1423
1" (1 pc.) .....	ST1424
2" (1 pc.) .....	ST1425
3" (1 pc.) .....	ST1426
4" (1 pc.) .....	ST1427

Use Foam Sheets to create elevated flat areas for towns, tunnels and contour supports. The 1/4" & 1/2" can be bent to a tight radius. Each piece is 12" x 24" long.

**STEP 5**

**Plaster Cloth .....**

**C1203**

A simple, convenient, and lightweight way to create a durable terrain shell or base. Just wad newspaper and stack to form the desired shape. Dip Plaster Cloth in water. Lay over newspaper wads. Plaster Cloth will dry to a hard shell without adding any plaster. 8" wide x 15' long (10 sq. ft.). See page 6 for Track-Bed information.

See Book & Video on page 35 for step-by-step instructions on building a layout with SubTerrain products.

\*Patent Pending



# SubTerrain System



## (A) How To Video ..... ST1401

Approx. 60 minutes. A step-by-step video that shows you how to build a model railroad layout with the revolutionary SubTerrain Lightweight Layout System.

## (B) How To Manual..... ST1402

An illustrated how-to manual that teaches you how to create the ideal base for scenery and landscaping in five easy steps. 101 pages with 43 illustrations and 160 photos.

## (C) Foam Pencils ..... ST1431

Foam Pencils have a special lead designed to draw on foam without causing any damage. The colors will not bleed through paint or other coverings. Each package contains 2 red and 2 black pencils.

## (D) Foam Nails ..... ST1432

Use Foam Nails to temporarily pin track, foam or other products to your layout. 2" - 75/pk

## (E) Foam Knife ..... ST1433

The Foam Knife comes with a 2" replaceable blade that is ideal for cutting thick pieces of foam.

## Foam Knife Blades ..... 4/pk ST1434

## (F) Hot Wire Foam Cutter..... ST1435

The Hot Wire Cutter has adjustable collars allowing for clean accurate cuts in foam. Woodland Scenics recommends using only on SubTerrain white foam which emits no toxic fumes. Use only special nichrome replacement wire.

220V Hot Wire Foam Cutter (Transformer/Plug Europe).....ST14401

220V Hot Wire Foam Cutter (Transformer/Plug UK).....ST14402

220V Hot Wire Foam Cutter (Transformer/Plug Australia/New Zealand).....ST14403

## (G) Replacement Wire ..... ST1436

Special nichrome wire retains an even temperature needed to cut our foam products. Use only with our Hot Wire Foam Cutter. 4 ft.

## (H) Foam Cutter Bow & Guide ..... ST1437

The Bow attachment adds versatility to the Hot Wire Cutter. Attach the guide for precise angle cuts. (Handle not included.)

## (I) Foam Tack Glue..... ST1444

This specially formulated glue is high tack and effective on most materials, especially foam. Use as a contact cement whenever bonding two large surfaces. 12 oz.

## (J) Low Temp Foam Glue Gun..... ST1445

The Glue Gun with the Low Temp Glue Sticks operates at a temperature that will not damage foam and bonds instantly.

## Low Temp Foam Glue Sticks..... ST1446

(10 sticks, 10" long)

## (K) Foam Putty..... ST1447

A non-shrinking, lightweight filling material that has the same characteristics as foam. Fill cracks and gaps on foam then sand. 16 oz.

## Complete Road System

Making roads, parking lots or any asphalt or concrete surface has never been easier than with the Woodland Scenics Road System. Use directly on any clean hard surface.

## (L) Paving Tape 1/4" x 30 ft ..... ST1455

An adhesive backed foam tape that is used to outline streets, roads and sidewalks. Fill with Smooth-It. A spreader is included.


## (M) Smooth-It 1 qt. .... ST1452

Mix with water and apply directly to any clean hard surface. Smooth-It is a plaster material that is used to smooth rough spots, create streets, roads and parking lots.

## (N) Top Coat Asphalt 4 oz. .... ST1453

## (N) Top Coat Concrete 4 oz. .... ST1454

Two realistic Top Coat colors are available: Asphalt and Concrete. Use full



Apply Paving Tape.

Spread Smooth-It.

Remove Paving Tape.



## SubTerrain Lightweight Layout System

- FIVE EASY STEPS
- NO EXPENSIVE POWER TOOLS
- NO COMPLICATED CALCULATIONS
- ANYONE CAN DO IT



### AT BETTER HOBBY STORES

**SUBTERRAIN  
MERCHANTISER** ..... ST1490

**Display Assortment**..... ST1495

The SubTerrain Merchandiser carries all the components and tools you need to build a complete layout in five easy steps. The SubTerrain Lightweight Layout System is designed so anyone can build a complete layout without using expensive power tools or complicated calculations. The 33"x 24" SubTerrain Merchandiser displays 34 different products. You'll find it at your local hobby store.

**SUBTERRAIN EXPANSION  
MERCHANTISER**.....ST1491

**Display  
Assortment** ..... ST1492

The SubTerrain Expansion Merchandiser holds all of the new 3% SubTerrain products, including Incline Sets, Incline Starters, 3/4" Risers, O Scale Track-Bed and N-HO/O Track-Bed Sheets and the SubTerrain Scenery Kit. The Expansion Merchandiser fits along side the SubTerrain Merchandiser and has adjustable shelves which gives you more room to grow. The Merchandiser can also hold Project Foam Assortment ST1497.




ST1490

ST1491



**REVOLUTIONARY**



## Track-Bed Products

HO, O and N Scale Roadbed  
Awarded the NMRA Conformance Seal

- **Quieter Operation**  
with sound-deadening material
- **Smoother Operation**  
with vibration-cushioning material
- **Easier to use**  
tack or glue down, flexible, no soaking,  
compatible with cork, won't dry out or crumble
- **Better value**  
higher quality...lower cost

Track-Bed comes in strips, rolls or sheets.

### STRIPS

#### Track-Bed Standard Pack

12 pieces per pkg.

N Scale (Each 2' long) .....	ST1472
HO Scale (Each 2' long) .....	ST1471
O Scale (Each 2' long) .....	ST1473

#### Track-Bed Bulk Pack

36 pieces per pkg.

N Scale .....	ST1462
HO Scale .....	ST1461
O Scale .....	ST1463

### ROLLS

#### Track-Bed Rolls (24' continuous roll)

Track-Bed Roll N Scale .....	ST1475
Track-Bed Roll HO Scale .....	ST1474
Track-Bed Roll O Scale .....	ST1476

### SHEETS


#### Track-Bed Sheets (2' long)

N Scale (3 1/4"x3mm) .....	ST1460
HO/O Scale (5"x5mm) .....	ST1470

#### Track-Bed Super Sheets (12"x24")

N Scale (3mm) .....	ST1478
HO/O Scale (5mm) .....	ST1477

Track-Bed Super Sheets are the perfect product for completing big jobs, such as railyards, sidings and turnouts!



## AT BETTER HOBBY STORES

### Track-Bed Roll Merchandiser ...ST1489

Track-Bed Rolls and Super Sheets are displayed on the Track-Bed Roll Merchandiser. The merchandiser can be wall-mounted in different configurations, or can be a free-standing display for the products.

### Track-Bed Assortment .....ST1466

Included in the Track-Bed Assortment is 12-HO scale, 10-N scale and 8-O scale Track-Bed Rolls, 8-HO/O scale and 8-N scale Track-Bed Super Sheets, 8-Foam Tack Glue and 8 packages of Foam Nails. It's everything the modeler needs to attach Track-Bed products to any layout.



## The Complete Terrain System

Woodland Scenics Terrain Products are a complete system for beginners and craftsman modelers alike. The Terrain System has all the products needed to make earth contour models that reflect any type of terrain.

Each product has easy to follow instructions which make ultimate scenic realism both simple and convenient. These products represent the most advanced level in the evolution of scenery-making products.

## Earth Color Kit..... C1215









This is an amazingly simple system for staining rocks, terrain and plaster castings such as portals. Beginners get craftsman quality results. The Earth Color Kit includes instructions, applicator, palette and eight 1 oz. bottles of Earth Color Liquid Pigment (White, Concrete, Stone Gray, Slate Gray, Black, Raw Umber, Burnt Umber, Yellow Ocher).

## Earth Color Liquid Pigments

Use the eight different colors of Earth Color Liquid Pigments to color rocks, terrain and plaster castings. They are water soluble and can be diluted and blended in limitless combinations. Extremely concentrated for economical usage. Available in 4 oz. bottles.



EARTH COLOR KIT

	<b>White</b> C1216		<b>Concrete</b> C1217
	<b>Stone Gray</b> C1218		<b>Slate Gray</b> C1219
	<b>Black</b> C1220		<b>Raw Umber</b> C1221
	<b>Burnt Umber</b> C1222		<b>Yellow Ocher</b> C1223

## Undercoat Pigments

Formulated for use under Green Blend and Earth Blend Turf (T49 & T50) to provide a base color. These two colors of liquid Pigment can also be used for rocks and plaster castings. Extremely concentrated. Available in large 8 oz. bottles.



EARTH COLOR LIQUID PIGMENT BOTTLES

	<b>Green Undercoat</b> C1228		<b>Earth Undercoat</b> C1229
--	---------------------------------	---	---------------------------------



### (A) Plaster Cloth ..... C1203

The simple, convenient and lightweight way to create a durable terrain shell or base. It is a quick, no mix, no mess way of creating a solid lightweight scenery base.



Wad newspaper and stack to form the desired shape. Cut strips of Plaster Cloth in desired lengths. Dip Plaster Cloth in water, lay over newspaper and allow to dry. A quick, no mess scenery base. 8" wide x 15' long (10 sq. ft.) roll.

### (B) Lightweight Hydrocal\* ..... C1201

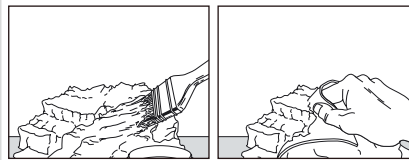
Lightweight Hydrocal\* has been specially formulated for terrain model builders. Half the weight of Hydrocal and goes twice as far. It is the tough, quick setting product you will prefer. Use it for casting rocks, creating hard shell scenery, filling in around castings and as an adhesive. 1/2 gallon.

### (C) Mold-A-Scene Plaster ..... C1202

Mold-A-Scene is a plaster material that can be shaped like modeling clay, but sets like plaster without a mold. Its longer setting time allows a modeler to add terrain contours to new or existing scenery. It is excellent for dioramas, layouts and models, as well as volcanoes and other school projects. Dries overnight. 1/2 gallon.

### (D) Latex Rubber ..... C1204

Make your own rock or other molds with this ready-to-use Latex Rubber. It is formulated to be thin enough to seek detail and thick enough to be durable. Create long-lasting molds with just a few coats. 16 oz. volume.



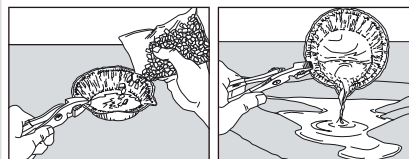
Paint three to six layers of Latex Rubber on rocks or other items. Allow each layer to dry between applications. When completely dry, carefully pull off the mold. Make castings with Lightweight Hydrocal\*.

### (E) Flex Paste ..... C1205

Use as a flexible, noncracking modeling paste. Use for a filler, surfacer or primer on Styrofoam, as road base for concrete or asphalt modeling or as a sealer under E-Z Water. Versatile adhesive for use with a variety of materials. 16 oz. volume.

### (F) E-Z Water ..... C1206

This revolutionary heat activated water modeling material has been developed for the special needs of the scenery modeler. Heat and pour into position to form ponds, streams, rivers and harbours. Nontoxic, low odor product which requires no measuring or mixing. Hardens in minutes. 16 oz. volume.



Place E-Z Water pellets in a disposable metal container and melt quickly over high heat. Pour into prepared area. Create ripples or remove scratches by remelting in place with a heat gun.

### (G) The Scenery Manual ..... C1207

Terrain and Landscape Modeling the Woodland Scenics Way is an illustrated start-to-finish guide to terrain construction and landscaping. It is full of basics for beginners, shares secrets of skilled scenery modelers, and explains many revolutionary new techniques. Includes more than 150 pages, 16 color pages and dozens of illustrations.

\*Hydrocal is a product of U.S. Gypsum



## HO & N Scale Culverts

High density Hydrocal\* castings are extremely realistic. Where there are embankments, there is water runoff to control. No serious railroad scene would be complete without a detailed culvert or two to add realism.

- (A) HO Concrete (2 each)..... C1262  
N Scale (2 each)..... C1162
- (B) HO Masonry Arch (2 each) ..... C1263  
N Scale (2 each)..... C1163
- (C) HO Random Stone (2 each).... C1264  
N Scale (2 each)..... C1164
- (D) HO Timber (2 each)..... C1265  
N Scale (2 each)..... C1165



(A)




(B)



(C)



(D)



(E)



(F)

## HO & N Scale Retaining Walls

Retaining Walls are high density Hydrocal\* castings that are easy to stain with Earth Color Liquid Pigments and are available in concrete, cut stone, random stone and timber styles. Retaining Walls can be used alone or installed adjacent to another in an endless chain to create straight or curved walls. They can be cut to varying heights to create stepped winged walls.

- (E) HO Concrete (3 each)..... C1258  
N Scale 105 scale ft. (6 each) . C1158
- (F) HO Cut Stone (3 each) ..... C1259  
N Scale 140 scale ft. (6 each) . C1159
- (G) HO Timber (3 each)..... C1260  
N Scale 100 scale ft. (6 each) . C1160
- (H) HO Random Stone (3 each).... C1261  
N Scale 132 scale ft. (6 each) . C1161



(G)



(H)



(I)



(J)



(K)


## Tunnel Portals

Ready to stain single or double width portals can be used alone or in combination with Retaining Walls.

- (I) HO Concrete Single ..... C1252  
N Scale (2 each)..... C1152
- (J) Cut Stone Single ..... C1253  
N Scale (2 each)..... C1153
- (K) HO Timber Single ..... C1254  
N Scale (2 each)..... C1154
- (L) HO Random Stone Single..... C1255  
N Scale (2 each)..... C1155
- (M) HO Concrete Double ..... C1256  
N Scale (2 each)..... C1156
- (N) HO Cut Stone Double..... C1257  
N Scale (2 each)..... C1157



(L)



(M)



(N)

## Tunnel Liner Form .... C1250

This innovative mold is ideal for casting realistic rock walls and ceilings for scale tunnels on your pike. It is designed to form half of either a single or double liner section with each pour of Lightweight Hydrocal\*. HO Scale.



Use a spatula to fill the Tunnel Liner Form with Lightweight Hydrocal\*. Join two half sections on top with a strip of Plaster Cloth which forms a hinge. Join completed units on one side for a longer tunnel. The unattached side can be raised for track maintenance.





## Rock Molds

Woodland Scenics Rock Molds are durable, flexible and well detailed. They present the scenery modeler with value and versatility. Use Lightweight Hydrocal\* to cast small boulders, rock outcroppings, top rocks for fields and creeks or entire rock faces. Plaster castings release easily and completely.



(A)



(B)



(C)




(D)



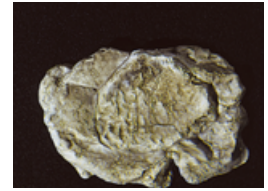
(E)




(F)




(G)




(H)



(I)



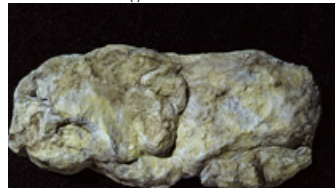
(J)



(K)



(L)



(M)



(N)



(O)

## 5" X 7" Molds

- (A) Outcroppings ..... C1230
- (B) Surface Rocks ..... C1231
- (C) Boulders ..... C1232
- (D) Embankments ..... C1233
- (E) Random Rock ..... C1234
- (F) Laced Face Rock ..... C1235
- (G) Classic Rock ..... C1236
- (H) Wind Rock ..... C1237
- (I) Weathered Rock ..... C1238
- (J) Strata Stone ..... C1239
- (K) Rock Mass ..... C1240
- (L) Layered Rock ..... C1241

## 5" X 10<sup>1</sup>/<sub>2</sub>" Molds

- (M) Washed Rock ..... C1242
- (N) Base Rock ..... C1243
- (O) Facet Rock ..... C1244

## Talus (Rock Debris)

Everywhere there is a rock face, an outcropping of rocks or a road cut, there is rock debris of various sizes and shades. Just sprinkle on some Talus and secure with white glue. Intermix grades and blend shades for the most realism. Natural color Talus can be colored with Earth Color Liquid Pigments. 12 oz. vol.

### COLOR



- Fine ..... C1270
- Medium ..... C1271
- Coarse ..... C1272
- Extra Coarse ...C1273

### Buff



- Fine ..... C1274
- Medium ..... C1275
- Coarse ..... C1276
- Extra Coarse ...C1277

### Brown



- Fine ..... C1278
- Medium ..... C1279
- Coarse ..... C1280
- Extra Coarse ...C1281

### Gray



- Fine ..... C1282
- Medium ..... C1283
- Coarse ..... C1284
- Extra Coarse ...C1285

### Natural

### GRADES



### Fine



### Medium



### Coarse



### Extra Coarse

## AT BETTER HOBBY STORES

**TERRAIN CENTER  
MERCHANTISER ..... C1299**  
**Display Assortment ... C1295A**

The Terrain Center Merchandiser makes it easy to locate all the products you need to build and color the earth contours on your model or layout. Look for this convenient 2' x 2' floor display in better hobby shops. It displays more than 60 products to help both beginners and advanced craftsmen with modeling projects.


























\*Hydrocal is a product of U.S. Gypsum



## The Complete Landscaping System

Landscaping adds color, texture and realism to terrain contours. The Woodland Scenics Landscaping System includes all the products needed for adding soil, ground cover, plants and trees to a layout. Produce realistic scenery whether you're a beginner or advanced modeler. The products are all formulated to mix and blend for ultimate realism. Complete instructions make each item easy to use and virtually foolproof.





Fine Turf		Coarse Turf		Extra Coarse Turf	
	12 oz. Bag Soil T41		32 oz. Shaker Earth T60		32 oz. Shaker Conifer Green T1366
	32 oz. Shaker Earth T42		12 oz. Bag Yellow Grass T61		32 oz. Shaker Yellow Fall T1353
	12 oz. Bag Yellow Grass T43		32 oz. Shaker Burnt Grass T62		32 oz. Shaker Orange Fall T1354
	32 oz. Shaker Burnt Grass T44		32 oz. Shaker Light Green T63		32 oz. Shaker Red Fall T1355
	12 oz. Bag Green Grass T45		32 oz. Shaker Medium Green T64		32 oz. Shaker Rust Fall T1356
	32 oz. Shaker Weeds T46		32 oz. Shaker Dark Green T65		12 oz. Bag Yellow Grass T34
					12 oz. Bag Burnt Grass T35
					12 oz. Bag Light Green T36
					12 oz. Bag Medium Green T37
					12 oz. Bag Dark Green T38
					12 oz. Bag Conifer Green T39




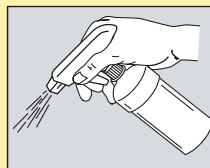
32 oz. Shaker  
Contains 30 oz. vol.



12 oz. volume  
Bag

Blended Turf		30 oz. Bag	32 oz. Shaker	30 oz. Bag	32 oz. Shaker
	30 oz. Bag Green Blend T49		32 oz. Shaker Green Blend T1349		30 oz. Bag Earth Blend T50
					32 oz. Shaker Earth Blend T1350

Spray the layout or model with Scenic Cement. Using a Scenic Sifter or 32 oz. Shaker, sprinkle on a base layer of Turf. Lightly overspray with Scenic Cement to fix in place. Then add more color and texture with the application of additional Turf colors and sizes. Use white glue to attach Extra Coarse Turf.





## Foliage\*

Foliage is excellent for indicating trees, vines, weeds, bushes or any low growth. Simply stretch foliage material to desired density and apply. Six colors give you the variety you need to model any season. Net 60 sq. in.




**Light Green F51**




**Conifer Green F54**




**Medium Green F52**




**Early Fall F55**



**Dark Green F53**



**Late Fall F56**



Stretch and tear the Foliage material in all directions until thin and lacy. Attach to tree armatures. Can also be used as vines on buildings, bridges, tunnel portals or the ground.

## Foliage Clusters\*

A specially produced material for bushes, undergrowth and foliage... use as is or break into smaller clusters. Net 45 cu. in.



**Light Green FC57**



**Medium Green FC58**



**Dark Green FC59**



Break large Foliage Clusters into smaller pieces. Attach to tree armatures or to the ground to model bushes.

## Poly Fiber

A synthetic fiber intended for use with Foliage Cluster to create undergrowth, vines and economical trees. Net 16 gr.



**Green FP178**

## Fruit, Flowers, Stumps

Add realistic detail with these special products.

**Fruit (Apples & Oranges)..T47**

**Flowers (4 colors).....T48**

**14 Stumps (Cut)..... S31**


**14 Stumps (Broken) ..... S32**



## Lichen

A longtime favorite of hobbyists, this natural product blends in a limitless variety of colors and textures when combined with our Turf and Foliage line. Two package sizes and several colors offer variety and economy. The colors are designed to blend with our other landscaping products.


### 1½ Quart Size Package




**Spring Green L161**




**Dark Green L164**



**Light Green L162**



**Autumn Mix L165**




**Medium Green L163**




**Natural L166**

### 3 Quart Size Package



**Light Green Mix L167**



**Dark Green Mix L168**

Select a piece of Lichen in the desired shape and size. Overspray with Scenic Cement and lightly sprinkle on Turf to add realistic texture and color for more variety. Attach to layout to model bushes and ground cover. Or use as tree foliage.



## Field Grass

An extremely fine natural hair product that models tall grass, field grass and weeds. Four realistic colors. Attach with Hob-e-Tac, see page 17. Net 8 gr.



**Natural Straw FG171**



**Light Green FG173**



**Harvest Gold FG172**



**Medium Green FG174**



\*WOODLAND SCENICS patented product



## Ballast

Seven realistic colors and three sizes allow as much accuracy as possible in your layout. We know the importance of color for indicating types of track and try ballast for wagon loads, roadwork bins. Gray Blend Ballast provides the several shades of gray, blended in proportions.



30 oz. volume Shaker



12 oz. volume Bag

SCALE REFERENCE CHART: BALLAST			
SCALE	FINE	MEDIUM	COARSE
Z	2.2"-7.3"	7.3"-11"	11"-18.3"
N	1.6"-5.3"	5.3"-8"	8"-13.3"
HO	.9"-2.9"	2.9"-4.3"	4.4"-7.2"
S	.6"-2.1"	2.1"-3.2"	3.2"-5.3"
O	.5"-1.6"	1.6"-2.4"	2.4"-3.9"
1	.3"-1"	1.1"-1.6"	1.6"-2.6"
G	.24"-.8"	.8"-1.2"	1.2"-1.9"



Pour Ballast down the center of the track. Spread ballast with a dry paint brush, brush ballast off of rail ties and rails.



Mist lightly then thoroughly soak with Scenic Cement.


SCALE REFERENCE CHART: COAL			
SCALE	N	HO	O
B92	0"-12"	0"-6"	0"-3"
B93	8"-20"	4"-10"	2"-5"

	12 oz. Bag	30 oz. Shaker		12 oz. Bag	30 oz. Shaker
Iron Ore	Fine B70	NA	Light Gray	Fine B74	B1374
	Medium B77	NA		Medium B81	B1381
	Coarse B84	NA		Coarse B88	B1388
Dark Brown	Fine B71	NA	Gray	Fine B75	B1375
	Medium B78	NA		Medium B82	B1382
	Coarse B85	NA		Coarse B89	B1389
Brown	Fine B72	B1372	Cinders	Fine B76	B1376
	Medium B79	B1379		Medium B83	B1383
	Coarse B86	B1386		Coarse B90	B1390
Buff	Fine B73	B1373	Coal	Mine Run B92	
	Medium B80	B1380		Lump B93	
	Coarse B87	B1387			
		30 oz. Bag	30 oz. Shaker		6 oz. Bag
Gray Blend Ballast	Fine NA	B1393			
	Medium B94	B1394			
	Coarse NA	B1395			

## Static Grass flock

- 6 realistic colors
- Easy to apply
- Blend colors for realistic results
- Convenient 32 oz. shaker

Woodland Scenics Static Grass Flock is great for any layout! Use alone or with our other scenery products. When applied, Static Grass Flock has a tendency to stand up, giving the area a three-dimensional appearance.



## Soft Flake Snow

- Easy to apply
- Realistic appearance
- Great for light dustings or heavy drifts

Our Soft Flake Snow is great for model railroads, collectible buildings or military models



- Soft Flake Snow ..... SN140

## Scenic Cement.....S191

Ready to use matte-medium that is a multi-use product for ballast, turf, etc. Nontoxic, water based cement...spray with Scenic Sprayer or brush on. Dries to a clear, matte finish. 16 oz. vol.

## Dry Ballast Cement .....B91

Mix one package of cement with one package of ballast. Apply to desired areas and spray with water. 6 oz. vol.

## Scenic Sprayer..... S192

Comes with a long siphon tube and spray head that fits the Scenic Cement bottle. Nozzle is adjustable from a very fine mist to a steady stream. May be used for Scenic Cement, Earth Color Liquid Pigments and other liquids. Safe, durable plastic 8 oz. bottle.



## Scenic Sifter.....S193

Two interchangeable snap-on shaker caps are just right for sprinkling turf, coarse turf, dirt, etc. or for spreading ballast. Blank labels and solid lid for storage make it convenient to store landscape materials in ready-to-use applicators.

## AT BETTER HOBBY STORES

### LANDSCAPE CENTER MERCHANDISER ..... LS900

### Display Assortment..... LS901,LS902,LS903 & LS904

Look for Woodland Scenics Landscape Center in better hobby shops. This complete display of landscaping products on one convenient 2' x 2' merchandiser makes it easy to find the exact items you need for your layout or diorama. There are over 90 quality products displayed including Tree Kits, Turf, Foliage, Ballast and Lichen.





## Small Tree Kits\*

The ultimate in realism. Each tree kit (TK11-TK22) contains: two to five bendable metal trunk castings with bark texture; precolored, nonmetallic foliage material; and easy-to-follow instructions. These are highly detailed, extremely versatile trees, designed to lend realism and variety to any layout.



2 1/4" Forked Tree (4/kit) TK11



2 1/2" Ornamental (5/kit) TK12



2 1/2" Straight Trunk (5/kit) TK13



3 1/4" Softwood Pine (5/kit) TK14



3 1/2" Shag Bark (3/kit) TK17



3 1/2" Double Forked (2/kit) TK18



4 1/2" Gnarled (2/kit)

TK21



4 1/2" Columnar Pine (4/kit) TK20



4" Shade Tree (2/kit)

TK19



Dead Trees (5/kit)

TK22

## Versatility

With Woodland Scenics Kits, no two trees need ever look alike because you design each tree! You bend the branches and shape the tree. You position the foliage. The results are as limitless as your imagination. Try using different colors of foliage with varied placement for realism and variety.

## Three Basic Steps

Bend and twist the armature to a realistic shape. Stretch out the foliage until thin and lacy. Apply foliage to tree and glue if desire.



Deciduous



Pine

\* WOODLAND SCENICS patented product



## Large Tree Kits\*

These kits take tree-making to new heights! The majestic white metal tree kits provide super-realism and are excellent for the special scenes in your layout. The Hedge Row Scene allows you to recreate Mother Nature at her most diverse.

**Pine Trees TK23**  
(5 trees per kit, 6"-9")

**Hedge Row Scene TK24**  
(18 trees, 6 bushes, 3 colors of foliage, 2 colors of turf per kit, 24"-30")

**Hardwood Trees TK25**  
(3 trees per kit, 5<sup>1</sup>/<sub>2</sub>"-6<sup>1</sup>/<sub>2</sub>"")

**Big Old Trees TK26**  
(2 trees per kit, 7"-7<sup>1</sup>/<sub>2</sub>"")



Pine Trees

TK23



Hedge Row Scene

TK24



Hardwood Trees

TK25



Big Old Trees

TK26

## Pine And Hardwood Forest Kits

The Pine and Hardwood Forest Kits are the most economical realistic trees. Each kit contains 24 white metal trees that range in height from 2" to 4". The cost per tree in these kits is so inexpensive you can afford to create entire forest areas.



Pine Forest

TK27





Hardwood Forest

TK28

\*WOODLAND SCENICS patented product



# Realistic Trees - Ready Made



## Ready Made

Ready Made "Realistic Trees" are ready to use and very realistic right out of the box. "Realistic Trees" include bendable plastic armatures which will not break and lend instant authenticity to a layout or diorama. Natural colors and realistic texture duplicate nature and blend with other

Woodland Scenics Landscaping products. For ultimate realism, plant trees in clusters and intermix foliage colors. For even more detail, spray Foliage with Scenic Cement and lightly sprinkle on some Fine Turf in a lighter or darker shade. "Realistic Trees" are also available as kits, see page 17.

## Realistic Trees Color Guide



Light Green




Medium Green



Dark Green



Conifer Green



Fall Mix

## Ready Made Box Trees

Box trees contain Ready Made deciduous or pine trees ranging in size from 3/4" to 9".



## Ready Made Value Pack Trees

Value Packs contain Ready Made deciduous or pine trees in a bag (as low as 66¢ each) ranging in size from 3/4" to 8".



READY MADE "REALISTIC"					
Green Deciduous	N	HO	O	ITEM#	
1/4"-1 1/4" Medium Green (8/pkg)	10'-17'	5'-9'	3'-5'	TR1001	
1 1/4"-2" Medium Green (5/pkg)	17'-27'	9'-15'	5'-8'	TR1002	
2"-3" Light Green (4/pkg)	27'-40'	15'-22'	8'-12'	TR1003	
2"-3" Medium Green (4/pkg)	27'-40'	15'-22'	8'-12'	TR1004	
2"-3" Dark Green (4/pkg)	27'-40'	15'-22'	8'-12'	TR1005	
3"-4" Light Green (3/pkg)	40'-53'	22'-29'	12'-16'	TR1006	
3"-4" Medium Green (3/pkg)	40'-53'	22'-29'	12'-16'	TR1007	
3"-4" Dark Green (3/pkg)	40'-53'	22'-29'	12'-16'	TR1008	
4"-5" Light Green (3/pkg)	53'-67'	29'-36'	16'-20'	TR1009	
4"-5" Medium Green (3/pkg)	53'-67'	29'-36'	16'-20'	TR1010	
4"-5" Dark Green (3/pkg)	53'-67'	29'-36'	16'-20'	TR1011	
5"-6" Light Green (2/pkg)		36'-44'	20'-24'	TR1012	
5"-6" Medium Green (2/pkg)		36'-44'	20'-24'	TR1013	
5"-6" Dark Green (2/pkg)		36'-44'	20'-24'	TR1014	
6"-7" Light Green (2/pkg)		44'-51'	24'-28'	TR1015	
6"-7" Medium Green (2/pkg)		44'-51'	24'-28'	TR1016	
6"-7" Dark Green (2/pkg)		44'-51'	24'-28'	TR1017	
7"-8" Medium Green (2/pkg)		51'-58'	28'-32'	TR1018	
8"-9" Medium Green (2/pkg)		58'-65'	32'-36'	TR1019	
<b>Fall Deciduous</b>					
1 1/4"-3" Fall Mix (9/pkg)	17'-40'	9'-22'	5'-12'	TR1040	
3"-5" Fall Mix (6/pkg)	40'-67'	22'-36'	12'-20'	TR1041	
<b>Conifers</b>					
2 1/2"-4" Conifer Green (5/pkg)	33'-53'	18'-29'	10'-16'	TR1060	
4"-6" Conifer Green (4/pkg)	53'-60'	29'-44'	16'-24'	TR1061	
6"-7" Conifer Green (3/pkg)		44'-51'	24'-28'	TR1062	
7"-8" Conifer Green (2/pkg)		51'-58'	28'-32'	TR1063	

## VALUE PACK "REALISTIC TREES"

Deciduous Trees				
3/4"-2" Mixed Green (38/pkg)	10'-27'	5'-15'	3'-8'	TR1070
2"-3" Mixed Green (23/pkg)	27'-40'	15'-22'	8'-12'	TR1071
3"-5" Mixed Green (14/pkg)	40'-67'	22'-36'	12'-20'	TR107
<b>Deciduous Trees</b>				
3/4"-2" Fall Colors (38/pkg)	10'-27'	5'-15'	3'-8'	TR1075
2"-3" Fall Colors (23/pkg)	27'-40'	15'-22'	8'-12'	TR1076
3"-5" Fall Colors (14/pkg)	40'-67'	22'-36'	12'-20'	TR1077
<b>Pine Trees</b>				
2 1/2"-4" Conifer Colors (33/pkg)	33'-53'	18'-29'	10'-16'	TR1080
4"-6" Conifer Colors (24/pkg)	53'-80'	29'-44'	16'-24'	TR1081
6"-8" Conifer Colors (12/pkg)		44'-58'	24'-32'	TR1082

## AT BETTER HOBBY STORES

VALUE PACK MERCHANDISER .....TR1099

Display Assortment .....TR1091

Assortment TR1091 contains 2 each of nine different packs.



\* WOODLAND SCENICS patented product



## Tree Kits

Our six selections of Tree Kits in deciduous or conifer styles (deciduous comes with three colors of Clump-Foliage) let you easily make unique trees ranging in size from 3/4" to 8" for as low as 36¢ each. Create the armature


shape you want then add as much or as little foliage as desired. They're easy for beginners with craftsman quality results.

KIT FORM "REALISTIC TREES"				
Green Deciduous	N	HO	O	ITEM#
3/4"-3" Light, Medium, Dark Green (36/pkg)	10'-40'	5'-22'	3'-12'	TR1101
3"-5" Light, Medium, Dark Green (14/pkg)	40'-67'	22'-36'	12'-20'	TR1102
5"-7" Light, Medium, Dark Green (7/pkg)		36'-51'	20'-28'	TR1103
Conifers				
2 1/4"-4" Conifer Green (42/pkg)	33'-53'	18'-29'	10'-16'	TR1104
4"-6" Conifer Green (24/pkg)	53'-80'	29'-44'	16'-24'	TR1105
4"-6" Conifer Green (24/pkg)		44'-58'	24'-32'	TR1106

Bend and twist the plastic armatures to a shape you like. Paint the armatures generously with Hob-e-Tac Adhesive. Add the Clump-Foliage. Use as much or as little Clump-Foliage as you want to model different types of trees.

## Clump-Foliage\*

A patented foliage product available in 3 quart bags in five realistic colors and fall mix. Excellent for ground cover and tree foliage. (Previously available in Realistic Tree Kits only) 3 qt. vol.



Use Clump-Foliage in many areas on a layout or model to create bushes, shrubs and rough ground cover. It will help cover seams between buildings and the terrain base and hide their undesirable features. Six colors provide the variety you need for any terrain area.

All "Realistic Trees" (Ready Made & Kits) have a base pin for authentic planting. Drill a small hole in the terrain base and insert base pin. For temporary placement, use the base that is included.

## AT BETTER HOBBY STORES

**CLUMP-FOLIAGE/TREE KIT MERCHANDISER ..... FC998**

**Display Assortment..... FC907**

Look for this 41" x 47" vinyl wall panel in your favorite hobby store. It displays six different Clump-Foliage colors including Fall Mix, six different Realistic Tree Kits and Hob-e-Tac Adhesive. Everything you need to make trees!



## AT BETTER HOBBY STORES

**HOB-E-TAC ..... S195**

All purpose, nonflammable, colorless, aggressive, high tack adhesive. Perfect for making trees and attaching Clump-Foliage, Field Grass and Foliage Clusters. Hob-e-Tac can also be used as a contact adhesive. 2 oz. vol.



## AT BETTER HOBBY STORES

**TREE TRAINER ..... TR1100**

An opportunity to learn tree making, right in the hobby store. Includes all the materials and instructions for making individual make-and-take trees. Try it at better hobby stores.



\* WOODLAND SCENICS patented product





# Mini-Scenes

To add humor and realism to your layout, create these delightful Mini-Scenes in HO scale. Complete kits contain the pewter castings, landscaping materials and easy-to-follow instructions. Assemble and then finish with our Pewter

Patina or Paint Set. Miniature lovers also will enjoy building and finishing these scenes which then can be displayed in our 3" diameter Glass Dome.

**Paint Set - 12 assorted colors.....M125**  
**Pewter Patina Finish - Brush on, wipe off.....M126**  
**Display Dome with Base (3" dia. x 5" ht.).....M127**



The Sign Painter (shown w/dome) M105



Abandoned Log Cabin M101



Moonshine Still M102



The Windmill M103



The Hunter M104



The Tack Shed M106



Tommy's Treehouse M107



Outhouse Mischief M108



Ernie's Fruit Stand M109




Saturday Night Bath M110



Floyd's Barber Shop M111



Tractor Pit Stop M112



## Scenic Details

Woodland Scenics Scenic Details kits are thoroughly researched and finely crafted HO scale reproductions. Each kit contains highly detailed white metal castings and easy to follow instructions. Colorful dry transfer signs and accessories are included where necessary. With 47 Scenic

Details available, the possibilities are endless. Woodland Scenics Scenic Details are economical, easy to assemble and fun to paint. Use Scenic Details to add color, interest and authenticity to your layout.



"Aermotor" Windmill D209



Assorted Mailboxes D206



Vending Machines D230



Tank Truck (Diamond "T") D242



Cats & Dogs D226



Motorcycles & Sidecar D228



Gas Station D223



Ticket Office D222



Dump Truck (1 1/2 Ton Federal) D247



Dr's Office & Shoe Repair D224





Trackside Scale D231



Ice House D219



Tool Shed D216



Trackside Junk D202



Branch Line Water Tower D241



Service Truck (1914 "Diamond T") D217



15 Assorted Skids D204



2 Tractors (1929-38) D211



Industrial Junk D225



Flag Depot D239



Flat Bed & Tractor (Diamond T) D244




Gazebo D236



Crates, Barrels, Sacks D203



Rocky's Tavern D238





Steam Eng. & Hammer Mill D229



Bulldozer D233



Tucker Bros. Machine Shop D240



Backhoe (Insley Model "K") D237



Diesel Fuel Facility D232



Track Type Loader D235



Assorted Junk Piles D205



3 Fuel Stands D212



20 Tombstones D201



Street and Traffic Lights D248



Motor Grader D234



Pharmacy D221



Grain Truck (1914 "Diamond T") D218



Daniel's Outfitters D220





Disc & Tractor (1938-46) D207



Plow, Disc, Horse, Man D210



Rural Sawmill D243



Bare Hunter D217



3 Outhouses & Man D214



Chicken Coop D215



Seeder & Tractor(1938-46) D208



Smokehouse D213



Hyster Logging Cruiser & Tractor

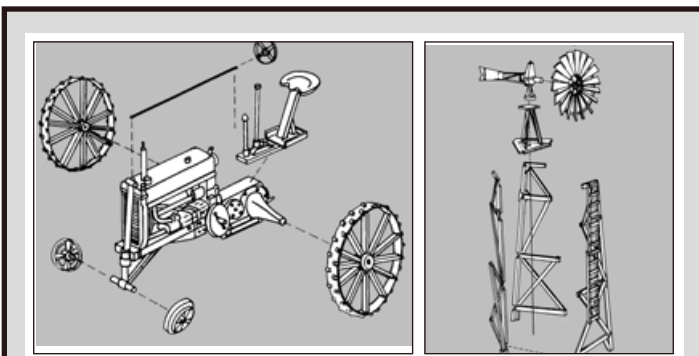
D246

## AT BETTER HOBBY STORES

### SCENIC DETAILS MERCHANDISER D299

#### Display Assortment D295

Look for all the Scenic Details on this self service spinner (16" x 32") which makes it easy to select the perfect detailing highlights for your layout. It displays all 47 Scenic Details.



Scenic Details, Mini-Scenes, Complete Scene Kits and Trackside Scenes all contain white metal castings that are loaded with details and easy to assemble. First clean castings, then glue pieces according to included diagrams. Let glue dry and paint.



Trackside Scenes are designed specifically for the person who wants the utmost in fine quality craftsmanship, intricate detail and authenticity. These kits are probably different than any you have previously constructed. These are not simply models of a single item, but of a complete scene. Each HO

scale kit contains over 70 highly detailed white metal castings, trees, turf, foliage and all the accessories necessary to complete a scene covering up to 200 square inches. Any layout will benefit from the addition of one or more of these scenes.

## **Possum Hollow ..... TS151**

An abandoned caboose has been converted to a home for a backwoods family. The piles of accumulated junk add to that backwoods atmosphere of the scene.

## **Caboose and Sand Facility ..... TS152**

This is a common sight found around railroad yards. The sand tower supplies the locomotives' needs while the storage shed keeps the caboose well stocked.

## **Otis Coal Company ..... TS153**

Private coal companies like this were found along spur lines throughout the United States. Such facilities served as the link between the long coal trains and the consumer.

## **Tie and Plank Mill ..... TS154**

This small steam powered sawmill and dipping shed converted raw timber into ties and planks to supply the needs of local rail lines. A small industry with lots of possibilities for your layout.



Possum Hollow

TS151



Otis Coal Company

TS153



Caboose and Sand Facility

TS152



Tie and Plank Mill

TS154



Smiley's Tow Service

S130

Nearly any model railroad would be improved with the addition of one Complete Scene Kit. The kits contain highly detailed castings plus all other materials needed to build one of the three scenes pictured (except paint and glue). All are HO scale and can be assembled in several different ways to fit into the available space.

### Smiley's Tow Service..... S130

This 7" x 9" scene includes over 60 white metal castings, seven trees and all the foliage and turf needed to make Smiley's thriving enterprise.

### Maple Leaf Cemetery ..... S131

It is mere chance if you find your name on one of the 28 tombstones included in this kit of more than 40 white metal castings. Eight trees and all the foliage and turf needed to make this 8" x 11" scene are also provided.

### Memorial Park..... S132

A small community would not be complete without a place to get together on those warm summer evenings. Over 40 white metal castings, nine trees, foliage, turf and the materials for fence and shed are packed into this 8" x 14" scene.



Maple Leaf Cemetery

S131




Memorial Park

S132

### Complete Landscape Kit ..... S926

An excellent landscaping starter kit that includes an assortment of our products, which if purchased separately, would cost 33% more. Kit contains eighteen white metal tree trunks, three packages of tree foliage, seven tree stumps, two packages of green blend grass, three packages of accent colors of turf and instruction sheet.



Complete Landscape Kit

S926



Hob-Bits are high-quality brass machine screws, nuts and washers. Hob-Bits miniature machine screws come in four sizes and four different styles.

They are the ideal precision fasteners for countless hobby projects. Hob-Bits tools include wrenches, taps and dies for all four sizes shown below.

Round Head Screws				
No.	Size	Length	Qty.	
H801	00-90	1/8"	5	
H802	00-90	1/4"	5	
H803	00-90	3/8"	5	
H804	00-90	1/2"	5	
H805	0-80	1/8"	5	
H806	0-80	1/4"	5	
H807	0-80	3/8"	5	
H808	0-80	1/2"	5	
H809	1-72	1/8"	5	
H810	1-72	1/4"	5	
H811	1-72	3/8"	5	
H812	1-72	1/2"	5	
H813	2-56	1/8"	5	
H814	2-56	1/4"	5	
H815	2-56	3/8"	5	
H816	2-56	1/2"	5	

Fillister Head Screws				
No.	Size	Length	Qty.	
H821	00-90	1/8"	5	
H822	00-90	1/4"	5	
H823	00-90	3/8"	5	
H824	00-90	1/2"	5	
H825	0-80	1/8"	5	
H826	0-80	1/4"	5	
H827	0-80	3/8"	5	
H828	0-80	1/2"	5	
H829	1-72	1/8"	5	
H830	1-72	1/4"	5	
H831	1-72	3/8"	5	
H832	1-72	1/2"	5	
H833	2-56	1/8"	5	
H834	2-56	1/4"	5	
H835	2-56	3/8"	5	
H836	2-56	1/2"	5	

Flat Head Screws				
No.	Size	Length	Qty.	
H841	00-90	1/8"	5	
H842	00-90	1/4"	5	
H843	00-90	3/8"	5	
H844	00-90	1/2"	5	
H845	0-80	1/8"	5	
H846	0-80	1/4"	5	
H847	0-80	3/8"	5	
H848	0-80	1/2"	5	
H849	1-72	1/8"	5	
H850	1-72	1/4"	5	
H851	1-72	3/8"	5	
H852	1-72	1/2"	5	
H853	2-56	1/8"	5	
H854	2-56	1/4"	5	
H855	2-56	3/8"	5	
H856	2-56	1/2"	5	

Hex Head Screws				
No.	Size	Length	Qty.	
H861	00-90	1/8"	5	
H862	00-90	1/4"	5	
H863	00-90	3/8"	5	
H864	00-90	1/2"	5	
H865	0-80	1/8"	5	
H866	0-80	1/4"	5	
H867	0-80	3/8"	5	
H868	0-80	1/2"	5	
H869	1-72	1/8"	5	
H870	1-72	1/4"	5	
H871	1-72	3/8"	5	
H872	1-72	1/2"	5	
H873	2-56	1/8"	5	
H874	2-56	1/4"	5	
H875	2-56	3/8"	5	
H876	2-56	1/2"	5	

Dies		
No.	Size	Qty.
H877	00-90	1
H878	0-80	1
H879	1-72	1
H880	2-56	1

Hex Nuts		
No.	Size	Qty.
H881	00-90	5
H882	0-80	5
H883	1-72	5
H884	2-56	5

Wrenches		
No.	Size	Qty.
H885	00-90	1
H886	0-80	1
H887	1-72	1
H888	2-56	1

Washers		
No.	Size	Qty.
H891	00-90	5
H892	0-80	5
H893	1-72	5
H894	2-56	5

Taps		
No.	Size	Qty.
H895	00-90	1
H896	0-80	1
H897	1-72	1
H898	2-56	1

## AT BETTER HOBBY STORES

### HOB-BITS MERCHANDISER ....H899

#### Display Assortment ..... H800

Look for this merchandiser (12" x 24") in your favorite hobby store. It helps you select the miniature screws, hex nuts, wrenches, washers and taps needed for your project.



## PREMIUM OILS

### The Best Lubricant You Can Buy

Plastic and paint compatible with a metal cap and 2 1/4" needle applicator for hard to reach areas.

#### Ultra-Lite Oil..... HL661

Contains proven anti-wear additives. Use on HO & smaller scales of model trains, precision instruments or where a light oil is needed.

#### Lite Oil ..... HL662

Multi-viscosity additives for trouble free operation, even at extreme temperatures. Great for home & workshop applications.

#### Medium Oil ..... HL663

Prevents metal contact & surface scuffing. Specially formulated for use on R/C cars, airplanes, boats & HO scale and larger model trains.

#### Gear Lube ..... HL664

A true gear lubricant, where tough, lasting gear oil is needed.



## LUBRICANTS

All lubricants have been thoroughly researched for use with model trains, R/C cars, planes and boats and are plastic and paint compatible.

#### Dry Graphite..... HL651

With molybdenum, will not collect dust, has good adherence properties and clings to sliding surfaces. Ideal for metal, wood, plastic and rubber.

#### Dry White Lube ..... HL652

With Teflon\*, is white and nonstaining. It will not conduct electricity or collect dust. Use on metal, wood, plastic and rubber.

#### Ultra-Lite Oil..... HL653

An extremely light viscosity oil for use with small and precision parts. Penetrates and lubricates close-tolerance areas.

#### Lite Oil ..... HL654

A multi-viscosity, general-purpose hobby lubricant for light load-bearing applications. An ideal rust preventative.

#### Gear Lube..... HL655

A tough, long-lasting, heavy-duty, hobby lubricant with tack additive for anti-drip adherence. Use on small gears and at high friction points.

#### Moly Grease ..... HL656

With molybdenum, covers the entire surface and maintains viscosity at high temperatures. A high load-bearing, waterproof grease that stays put.

#### White Grease ..... HL657

With Teflon\*, is a non-staining, clean lubricant with the super-slippery properties of Teflon\*. Waterproof and protects against corrosion.

#### 7-Pak Workbench Assortment..... HL650

This super-saver value (a 28% discount) includes all seven lubricants plus complete instructions that spell out precise applications and the exact lubricant to use. Hobby, household and workshop uses for these lubricants are almost limitless. Depend on Hob-E-Lube for every need.



## AT BETTER HOBBY STORES

### HOB-E-LUBE MERCHANDISER ..HL695

#### Display Assortment .....HL690

The Hob-E-Lube Merchandiser 24" x 16" displays four each of HL650- HL657.



\*DuPont's registered trademark





## Model Graphics®

Designed for the critical hobbyist, Model Graphics Dry Transfer Decals are easy to use. Locate as desired and rub into place (see instruction on top of page 28). Model Graphics' 64 sheet selection of Dry Transfer Decals contain 340 different alphabets, number sets and line assortments to satisfy the lettering and striping needs of every craftsman. Intricate detailing is quicker, less complicated and more realistic than when attempted with wet process decals.

### MODEL QUALITY DRY TRANSFER DECALS

DRY TRANSFER SHEET		AVAILABLE IN COLORS					
Type Style	Sizes On Sheet	Black	White	Gold	Red	Yellow	Silver
Roman, R.R.	1/16, 3/32, 1/8, 3/16, 1/4, 5/16	MG701	MG702	MG703	MG704	MG705	MG706
Numbers Roman, R.R.	1/16, 3/32, 1/8, 3/16, 1/4, 5/16	MG707	MG708	MG709	MG710	MG711	MG712
Roman, R.R.	3/8, 1/2	MG713	MG714				
Extended Roman, R.R.	1/16, 3/32, 1/8, 3/16, 1/4	MG715	MG716	MG717			
Condensed Roman, R.R.	1/16, 3/32, 1/8, 3/16, 1/4, 5/16	MG718	MG719				
Gothic, R.R.	1/16, 3/32, 1/8, 3/16, 1/4, 5/16	MG720	MG721	MG722	MG723	MG724	MG725
Numbers Gothic, R.R.	1/16, 3/32, 1/8, 3/16, 1/4, 5/16	MG726	MG727	MG728	MG729	MG730	MG731
Gothic, R.R.	3/8, 1/2	MG732	MG733				
Extended Gothic, R.R.	1/16, 3/32, 1/8, 3/16, 1/4	MG734	MG735	MG736			
Condensed Gothic, R.R.	1/16, 3/32, 1/8, 3/16, 1/4, 5/16	MG737	MG738				
45° USA Gothic	1/16, 3/32, 1/8, 3/16, 1/4, 5/16	MG739	MG740		MG741	MG742	MG743
45° USA Gothic	3/8, 1/2	MG744	MG745				
Numbers 45° USA Gothic	1/16, 3/32, 1/8, 3/16, 1/4, 5/16	MG746	MG747		MG748	MG749	MG750
Stencil & Block Roman	3/32, 1/8, 1/4	MG751	MG752		MG753	MG754	
Old English & Script	3/16, 5/16	MG755	MG756	MG757			MG758
Stripes	.010, 1/64, .022, 1/32, 3/64	MG759	MG760	MG761	MG762	MG763	MG764

#### Roman, R.R.

M V H Q I S  
1/16 3/32 1/8 3/16 1/4 5/16

#### Numbers Roman, R.R.

3 6 9 2 4 8  
1/16 3/32 1/8 3/16 1/4 5/16

#### Roman, R.R.

N 8 G I  
3/8 1/2

#### Extended Roman, R.R.

E A I Z Q  
1/16 3/32 1/8 3/16 1/4

#### Condensed Roman, R.R.

B V N S X R  
1/16 3/32 1/8 3/16 1/4 5/16

#### Gothic, R.R.

A D O B X J  
1/16 3/32 1/8 3/16 1/4 5/16

#### Numbers Gothic, R.R.

1 3 5 7 9 0  
1/16 3/32 1/8 3/16 1/4 5/16

#### Gothic, R.R.

F2 3/8 L3 1/2

26

#### Extended Gothic, R.R.

P U K W E  
1/16 3/32 1/8 3/16 1/4

#### Condensed Gothic, R.R.

J M S I K E  
1/16 3/32 1/8 3/16 1/4 5/16

#### 45° USA Gothic

B G U S O A  
1/16 3/32 1/8 3/16 1/4 5/16

#### 45° USA Gothic

G3 3/8 S9 1/2

#### Numbers 45° USA Gothic

0 9 7 5 2 8  
1/16 3/32 1/8 3/16 1/4 5/16

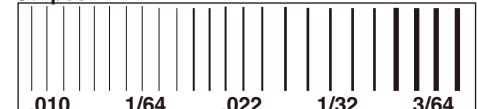
#### Stencil & Block Roman

P K T S N G  
1/16 1/8 1/4 3/32 1/8 1/4

#### Script & Old English

K9 P7 C8 L1  
3/16 5/16 3/16 5/16

#### Stripes



### AT BETTER HOBBY STORES

MODEL GRAPHICS  
MERCHANDISER ..... MG700  
Display Assortment..... MG795

Look for this self service counter merchandiser (16" D x 28" H) at your favorite hobby store. It includes the entire Model Graphics line of 64 different packages of high quality Dry Transfers.





## Dry Transfer Decals


Woodland Scenics Dry Transfer Decals are the quick and easy way to make your hobby projects look great. The wide range of decals will add desired detail to buildings, fences, signs and box cars in full color. Give your layout,

diorama or miniature scene the touch of authenticity needed to bring it truly alive. Position where desired, rub gently with a burnisher and remove the carrier sheet.

### Signs & Posters

Transform your cities and towns with color, variety and life. Easily create a large selection of business, advertising and railroad signs with the large selection of Dry Transfer Decals. D245, DT551-557, DT559-563


Woodland Scenics Dry Transfer Decals give you the ultimate in realism without the fuss and bother of wet process decals. They can be applied to smooth or textured surfaces of wood, metal, paint, plastic, etc.



Dry Transfer Decals are shown 1/4 actual size.



# Dry Transfer Decals



Position the Dry Transfer Decal where you want it and rub over the top with burnisher or dull pencil. Carefully remove the carrier sheet. Place the backing sheet over the Dry Transfer and burnish again. Smooth into rough or textured surfaces with light pressure from your thumb or an eraser.

**FLAMMABLE** FLAMMABLE FLAMMABLE  
 KEEP OUT KEEP OUT KEEP OUT  
 DIESEL FUEL DIESEL FUEL DIESEL FUEL  
 EXPLOSIVE EXPLOSIVE EXPLOSIVE  
 U.S. MAIL U.S. MAIL U.S. MAIL  
 LEE TIRES LEE TIRES LEE TIRES  
 MILNER'S FRED & SEED CO.  
 CHEW TOBACCO  
 Data Warning Labels & Commercial Signs DT557

**VELIKOVSKY'S** **WAGNER & SON**  
 DISTRIBUTORS TRANSFER & STORAGE CO.  
**BAXTER'S**  
 ONE HOUR DRY CLEANING  
**ORBIT INN** **QUIK MART**  
**GOOD TIMES** **The Pioneer Press!**  
 MASSAGE PARLOR Daily Advertiser  
**OLSEN FEEDS & Supply Co.**  
 BATTERIES SERVICE GARAGE  
 REPAIRS TIRES LUBE  
**GROceries** **JB DAVIS**  
 Business Signs DT559

**AMMUNITION PARTS** **U.S. ARMY**  
 STOCKS STOCKS  
**CAUTION** **CAUTION** **CAUTION**  
 DANGER DANGER DANGER  
 HIGH VOLTAGE HIGH VOLTAGE  
 TOXIC TOXIC  
 CRATE LABELS & Warning Signs DT560

**Flamingo Club**  
**Girls Girls Girls**  
**HARMONY**  
**STOP THE WAR**  
**TONI'S DRIVE IN**  
 1960's Signs & Posters DT561

**LONG LEGS LOUNGE**  
**ROUTE 66 DINER**  
**BAR** **CAFE**  
**POOL HALL**  
**SCOTT'S GYM**  
**DEPENDABLE PLUMBING**  
 1950's Signs & Posters DT562

**SALVAGE VICTORY**  
**INDUCTION CENTER**  
 1930's Signs & Posters DT563

**Box Car**  
 Expertly detail your box cars with the logos, heralds and reporting marks of individual railroads.  
 DT558, DT601-611  
 While most other dry transfers come in one or maybe two colors, Woodland Scenics Dry Transfer Decals are reproduced in full color.

**FRISCO** **FRISCO**  
**Santa Fe** **Santa Fe**  
 Railroad Herald's DT558

**Box Car Data-Roman Black/White HO Scale** DT601

CAPI	10,000	CAPI	10,000	CAPI	10,000	CAPI	10,000	CAPI	10,000	CAPI	10,000
LE WT	22,000	LE WT	22,000	LE WT	22,000	LE WT	22,000	LE WT	22,000	LE WT	22,000
LE WT	50,000	LE WT	50,000	LE WT	50,000	LE WT	50,000	LE WT	50,000	LE WT	50,000
CAPI	80,000	CAPI	80,000	CAPI	80,000	CAPI	80,000	CAPI	80,000	CAPI	80,000
LE WT	60,000	LE WT	60,000	LE WT	60,000	LE WT	60,000	LE WT	60,000	LE WT	60,000
CAPI	100,000	CAPI	100,000	CAPI	100,000	CAPI	100,000	CAPI	100,000	CAPI	100,000
LE WT	125,000	LE WT	125,000	LE WT	125,000	LE WT	125,000	LE WT	125,000	LE WT	125,000
LE WT	25,000	LE WT	25,000	LE WT	25,000	LE WT	25,000	LE WT	25,000	LE WT	25,000
CAPI	100,000	CAPI	100,000	CAPI	100,000	CAPI	100,000	CAPI	100,000	CAPI	100,000
LE WT	125,000	LE WT	125,000	LE WT	125,000	LE WT	125,000	LE WT	125,000	LE WT	125,000
LE WT	25,000	LE WT	25,000	LE WT	25,000	LE WT	25,000	LE WT	25,000	LE WT	25,000
CAPI	100,000	CAPI	100,000	CAPI	100,000	CAPI	100,000	CAPI	100,000	CAPI	100,000
LE WT	125,000	LE WT	125,000	LE WT	125,000	LE WT	125,000	LE WT	125,000	LE WT	125,000
LE WT	25,000	LE WT	25,000	LE WT	25,000	LE WT	25,000	LE WT	25,000	LE WT	25,000
CAPI	100,000	CAPI	100,000	CAPI	100,000	CAPI	100,000	CAPI	100,000	CAPI	100,000
LE WT	125,000	LE WT	125,000	LE WT	125,000	LE WT	125,000	LE WT	125,000	LE WT	125,000
LE WT	25,000	LE WT	25,000	LE WT	25,000	LE WT	25,000	LE WT	25,000	LE WT	25,000
CAPI	100,000	CAPI	100,000	CAPI	100,000	CAPI	100,000	CAPI	100,000	CAPI	100,000
LE WT	125,000	LE WT	125,000	LE WT	125,000	LE WT	125,000	LE WT	125,000	LE WT	125,000
LE WT	25,000	LE WT	25,000	LE WT	25,000	LE WT	25,000	LE WT	25,000	LE WT	25,000
CAPI	100,000	CAPI	100,000	CAPI	100,000	CAPI	100,000	CAPI	100,000	CAPI	100,000
LE WT	125,000	LE WT	125,000	LE WT	125,000	LE WT	125,000	LE WT	125,000	LE WT	125,000
LE WT	25,000	LE WT	25,000	LE WT	25,000	LE WT	25,000	LE WT	25,000	LE WT	25,000
CAPI	100,000	CAPI	100,000	CAPI	100,000	CAPI	100,000	CAPI	100,000	CAPI	100,000
LE WT	125,000	LE WT	125,000	LE WT	125,000	LE WT	125,000	LE WT	125,000	LE WT	125,000
LE WT	25,000	LE WT	25,000	LE WT	25,000	LE WT	25,000	LE WT	25,000	LE WT	25,000
CAPI	100,000	CAPI	100,000	CAPI	100,000	CAPI	100,000	CAPI	100,000	CAPI	100,000
LE WT	125,000	LE WT	125,000	LE WT	125,000	LE WT	125,000	LE WT	125,000	LE WT	125,000
LE WT	25,000	LE WT	25,000	LE WT	25,000	LE WT	25,000	LE WT	25,000	LE WT	25,000
CAPI	100,000	CAPI	100,000	CAPI	100,000	CAPI	100,000	CAPI	100,000	CAPI	100,000
LE WT	125,000	LE WT	125,000	LE WT	125,000	LE WT	125,000	LE WT	125,000	LE WT	125,000
LE WT	25,000	LE WT	25,000	LE WT	25,000	LE WT	25,000	LE WT	25,000	LE WT	25,000
CAPI	100,000	CAPI	100,000	CAPI	100,000	CAPI	100,000	CAPI	100,000	CAPI	100,000
LE WT	125,000	LE WT	125,000	LE WT	125,000	LE WT	125,000	LE WT	125,000	LE WT	125,000
LE WT	25,000	LE WT	25,000	LE WT	25,000	LE WT	25,000	LE WT	25,000	LE WT	25,000
CAPI	100,000	CAPI	100,000	CAPI	100,000	CAPI	100,000	CAPI	100,000	CAPI	100,000
LE WT	125,000	LE WT	125,000	LE WT	125,000	LE WT	125,000	LE WT	125,000	LE WT	125,000
LE WT	25,000	LE WT	25,000	LE WT	25,000	LE WT	25,000	LE WT	25,000	LE WT	25,000
CAPI	100,000	CAPI	100,000	CAPI	100,000	CAPI	100,000	CAPI	100,000	CAPI	100,000
LE WT	125,000	LE WT	125,000	LE WT	125,000	LE WT	125,000	LE WT	125,000	LE WT	125,000
LE WT	25,000	LE WT	25,000	LE WT	25,000	LE WT	25,000	LE WT	25,000	LE WT	25,000
CAPI	100,000	CAPI	100,000	CAPI	100,000	CAPI	100,000	CAPI	100,000	CAPI	100,000
LE WT	125,000	LE WT	125,000	LE WT	125,000	LE WT	125,000	LE WT	125,000	LE WT	125,000
LE WT	25,000	LE WT	25,000	LE WT	25,000	LE WT	25,000	LE WT	25,000	LE WT	25,000
CAPI	100,000	CAPI	100,000	CAPI	100,000	CAPI	100,000	CAPI	100,000	CAPI	100,000
LE WT	125,000	LE WT	125,000	LE WT	125,000	LE WT	125,000	LE WT	125,000	LE WT	125,000
LE WT	25,000	LE WT	25,000	LE WT	25,000	LE WT	25,000	LE WT	25,000	LE WT	25,000
CAPI	100,000	CAPI	100,000	CAPI	100,000	CAPI	100,000	CAPI	100,000	CAPI	100,000
LE WT	125,000	LE WT	125,000	LE WT	125,000	LE WT	125,000	LE WT	125,000	LE WT	125,000
LE WT	25,000	LE WT	25,000	LE WT	25,000	LE WT	25,000	LE WT	25,000	LE WT	25,000
CAPI	100,000	CAPI	100,000	CAPI	100,000	CAPI	100,000	CAPI	100,000	CAPI	100,000
LE WT	125,000	LE WT	125,000	LE WT	125,000	LE WT	125,000	LE WT	125,000	LE WT	125,000
LE WT	25,000	LE WT	25,000	LE WT	25,000	LE WT	25,000	LE WT	25,000	LE WT	25,000
CAPI	100,000	CAPI	100,000	CAPI	100,000	CAPI	100,000	CAPI	100,000	CAPI	100,000
LE WT	125,000	LE WT	125,000	LE WT	125,000	LE WT	125,000	LE WT	125,000	LE WT	125,000
LE WT	25,000	LE WT	25,000	LE WT	25,000	LE WT	25,000	LE WT	25,000	LE WT	25,000
CAPI	100,000	CAPI	100,000	CAPI	100,000	CAPI	100,000	CAPI	100,000	CAPI	100,000
LE WT	125,000	LE WT	125,000	LE WT	125,000	LE WT	125,000	LE WT	125,000	LE WT	125,000
LE WT	25,000	LE WT	25,000	LE WT	25,000	LE WT	25,000	LE WT	25,000	LE WT	25,000
CAPI	100,000	CAPI	100,000	CAPI	100,000	CAPI	100,000	CAPI	100,000	CAPI	100,000
LE WT	125,000	LE WT	125,000	LE WT	125,000	LE WT	125,000	LE WT	125,000	LE WT	125,000
LE WT	25,000	LE WT	25,000	LE WT	25,000	LE WT	25,000	LE WT	25,000	LE WT	25,000
CAPI	100,000	CAPI	100,000	CAPI	100,000	CAPI	100,000	CAPI	100,000	CAPI	100,000
LE WT	125,000	LE WT	125,000	LE WT	125,000	LE WT	125,000	LE WT	125,000	LE WT	125,000
LE WT	25,000	LE WT	25,000	LE WT	25,000	LE WT	25,000	LE WT	25,000	LE WT	25,000
CAPI	100,000	CAPI	100,000	CAPI	100,000	CAPI	100,000	CAPI	100,000	CAPI	100,000
LE WT	125,000	LE WT	125,000	LE WT	125,000	LE WT	125,000	LE WT	125,000	LE WT	125,000
LE WT	25,000	LE WT	25,000	LE WT	25,000	LE WT	25,000	LE WT	25,000	LE WT	25,000
CAPI	100,000	CAPI	100,000	CAPI	100,000	CAPI	100,000	CAPI	100,000	CAPI	100,000
LE WT	125,000	LE WT	125,000	LE WT	125,000	LE WT	125,000	LE WT	125,000	LE WT	125,000
LE WT	25,000	LE WT	25,000	LE WT	25,000	LE WT	25,000	LE WT	25,000	LE WT	25,000
CAPI	100,000	CAPI	100,000	CAPI	100,000	CAPI	100,000	CAPI	100,000	CAPI	100,000
LE WT	125,000	LE WT	125,000	LE WT	125,000	LE WT	125,000	LE WT	125,000	LE WT	125,000
LE WT	25,000	LE WT	25,000	LE WT	25,000	LE WT	25,000	LE WT	25,000	LE WT	25,000
CAPI	100,000	CAPI	100,000	CAPI	100,000	CAPI	100,000	CAPI	100,000	CAPI	100,000
LE WT	125,000	LE WT	125,000	LE WT	125,000	LE WT	125,000	LE WT	125,000	LE WT	125,000
LE WT	25,000	LE WT	25,000	LE WT	25,000	LE WT	25,000	LE WT	25,000	LE WT	25,000
CAPI	100,000	CAPI	100,000	CAPI	100,000	CAPI	100,000	CAPI	100,000	CAPI	100,000
LE WT	125,000	LE WT	125,000	LE WT	125,000	LE WT	125,000	LE WT	125,000	LE WT	125,000
LE WT	25,000	LE WT	25,000	LE WT	25,000	LE WT	25,000	LE WT	25,000	LE WT	25,000
CAPI	100,000	CAPI	100,000	CAPI	100,000	CAPI	100,000	CAPI	100,000	CAPI	100,000
LE WT	125,000	LE WT	125,000	LE WT	125,000	LE WT	125,000	LE WT	125,000	LE WT	125,000
LE WT	25,000	LE WT	25,000	LE WT	25,000	LE WT	25,000	LE WT	25,000	LE WT	25,000
CAPI	100,000	CAPI	100,000	CAPI	100,000	CAPI	100,000	CAPI	100,000	CAPI	100,000
LE WT	125,000	LE WT	125,000	LE WT	125,000	LE WT	125,000	LE WT	125,000	LE WT	125,000
LE WT	25,000	LE WT	25,000	LE WT	25,000	LE WT	25,000	LE WT	25,000	LE WT	25,000
CAPI	100,000	CAPI	100,000	CAPI	100,000	CAPI	100,000	CAPI	100,000	CAPI	100,000
LE WT	125,000	LE WT	125,000	LE WT	125,000	LE WT	125,000	LE WT	125,000	LE WT	125,000
LE WT	25,000	LE WT	25,000	LE WT	25,000	LE WT	25,000	LE WT	25,000	LE WT	25,000
CAPI	100,000	CAPI	100,000	CAPI	100,000	CAPI	100,000	CAPI	100,000	CAPI	100,000
LE WT	125,000	LE WT	125,000	LE WT	125,000	LE WT	125,000	LE WT	125,000	LE WT	125,000
LE WT	25,000	LE WT	25,000	LE WT	25,000	LE WT	25,000	LE WT	25,000	LE WT	25,000
CAPI	100,000	CAPI	100,000	CAPI	100,000	CAPI	100,000	CAPI	100,000	CAPI	100,000
LE WT	125,000	LE WT	125,000	LE WT	125,000	LE WT	125,000	LE WT	125,000	LE WT	125,000





# Dry Transfer Decals

© 1984 OCO

AAAAABBCDDEEEFFFGHH  
 IJJJKLLMMNNNOOPP  
 PQRSSSTTTTUUVWX  
 YZ&&11223344556677889900

AAAAABBCDDEEEFFFGHH  
 IJJJKLLMMNNNOOPP  
 PQRSSSTTTTUUVWX  
 YZ&&11223344556677889900

AAAAABBCDDEEEFFFGHH  
 IJJJKLLMMNNNOOPP  
 PQRSSSTTTTUUVWX  
 YZ&&11223344556677889900

AAAAABBCDDEEEFFFGHH  
 IJJJKLLMMNNNOOPP  
 PQRSSSTTTTUUVWX  
 YZ&&11223344556677889900

Benton & Windsor  
 3/16" 1/4" 1/8" 3/32"

DT502

© 1984 OCO

AAAAABBCDDEEEFFFGHH  
 IJJJKLLMMNNNOOPP  
 PQRSSSTTTTUUVWX  
 YZ&&11223344556677889900

AAAAABBCDDEEEFFFGHH  
 IJJJKLLMMNNNOOPP  
 PQRSSSTTTTUUVWX  
 YZ&&11223344556677889900

AAAAABBCDDEEEFFFGHH  
 IJJJKLLMMNNNOOPP  
 PQRSSSTTTTUUVWX  
 YZ&&11223344556677889900

AAAAABBCDDEEEFFFGHH  
 IJJJKLLMMNNNOOPP  
 PQRSSSTTTTUUVWX  
 YZ&&11223344556677889900

Gothic Outline & Sign  
 Painter 5/16" 3/16"

DT503

© 1984 OCO

AAAAABBCDDEEEFFFGHH  
 IJJJKLLMMNNNOOPP  
 PQRSSSTTTTUUVWX  
 YZ&&11223344556677889900

AAAAABBCDDEEEFFFGHH  
 IJJJKLLMMNNNOOPP  
 PQRSSSTTTTUUVWX  
 YZ&&11223344556677889900

AAAAABBCDDEEEFFFGHH  
 IJJJKLLMMNNNOOPP  
 PQRSSSTTTTUUVWX  
 YZ&&11223344556677889900

AAAAABBCDDEEEFFFGHH  
 IJJJKLLMMNNNOOPP  
 PQRSSSTTTTUUVWX  
 YZ&&11223344556677889900

R.R. Roman Red/Gold  
 1/16" 3/32" 1/8" 3/16"

DT504

© 1984 OCO

AAAAABBCDDEEEFFFGHH  
 IJJJKLLMMNNNOOPP  
 PQRSSSTTTTUUVWX  
 YZ&&11223344556677889900

AAAAABBCDDEEEFFFGHH  
 IJJJKLLMMNNNOOPP  
 PQRSSSTTTTUUVWX  
 YZ&&11223344556677889900

AAAAABBCDDEEEFFFGHH  
 IJJJKLLMMNNNOOPP  
 PQRSSSTTTTUUVWX  
 YZ&&11223344556677889900

AAAAABBCDDEEEFFFGHH  
 IJJJKLLMMNNNOOPP  
 PQRSSSTTTTUUVWX  
 YZ&&11223344556677889900

R.R. Roman White  
 1/16" 3/32" 1/8" 3/16"

DT505

Also R.R. Roman Black DT505

© 1984 OCO

AAAAABBCDDEEEFFFGHH  
 IJJJKLLMMNNNOOPP  
 PQRSSSTTTTUUVWX  
 YZ&&11223344556677889900

AAAAABBCDDEEEFFFGHH  
 IJJJKLLMMNNNOOPP  
 PQRSSSTTTTUUVWX  
 YZ&&11223344556677889900

AAAAABBCDDEEEFFFGHH  
 IJJJKLLMMNNNOOPP  
 PQRSSSTTTTUUVWX  
 YZ&&11223344556677889900

AAAAABBCDDEEEFFFGHH  
 IJJJKLLMMNNNOOPP  
 PQRSSSTTTTUUVWX  
 YZ&&11223344556677889900

Tuscan & Playbill  
 1/16" 3/32" 1/8" 3/16"

DT501

**Mini-Series**

The same quality and variety of Dry Transfer Decals as our originals, only in a small size. Perfect for N scale modelers and anywhere smaller signs and logos are required. DT570-575

© 1984 OCO

MINI-SERIES  
 Product Logos

DT570

© 1984 OCO

MINI-SERIES  
 Railroad Signs

DT571

© 1984 OCO

MINI-SERIES  
 Business Signs

DT572

© 1989 OCO

MINI-SERIES  
 Signs & Posters

DT573

© 1984 OCO

MINI-SERIES  
 Station Signs

DT574

© 1984 OCO

MINI-SERIES  
 Lettering Black & White

DT575

**AT BETTER HOBBY STORES**

**DRY TRANSFER MERCHANDISER ..... DT595**

**Display Assortment..... DT594**

This convenient merchandiser (23" x 8.5" x 10") holds the entire line of Woodland Scenics Dry Transfers and allows self service viewing and access. Look for it in your favorite hobby store.




## Grand Valley - A Complete HO Scale Layout Kit

COMPLETE LAYOUT...  
**SUPER  
VALUE!**

### Grand Valley HO Scale Lightweight Layout Kit ....ST1483

Our largest kit yet, Grnd Valley includes all of the SubTerrain, Terrain and Landscaping items you will need to build this huge 4x8-foot layout. Modelers, at any experience level, will feel like an expert craftsman after building the Grand Valley HO layout. It can be a stand-alone layout, or can be customized to be part of a larger layout. Our City & Industry Building Set looks great on the layout!



Train set, track, buildings and vehicles not included.

- You can build it!
- Huge 4x8-foot layout!
- Requires no expensive power tools.
- No dusty mess to clean up.
- Easy-to-read, illustrated instructions.
- Full-scale track plan printed on base.
- Complete Landscape and Terrain products.



1 Install Risers and Inclines on printed base.



2 Add Tunnel Walls.  
Cut Profile Boards and install.



3 Build mountain shapes.  
Install Rocks and Roadbed.



4 Add Roads and begin  
landscaping.



5 Finish with Trees and Foliage. Paint base.



# Complete Layout Kits

## Scenic Ridge - A Complete Lightweight N Scale Layout Kit

- Fun
- Easy
- No Power Tools
- Anyone Can Do It!

**Scenic Ridge (ST1482)** by Woodland Scenics is a complete, state-of-the-art, N scale Lightweight Layout Kit. It can be built as a stand-alone layout or an NTRAK Module. Scenic Ridge is fun to build, and anyone can do it! It contains a full-size track plan printed on the base and requires no power tools or complicated calculations. Weighs less than 25 lbs. when finished.

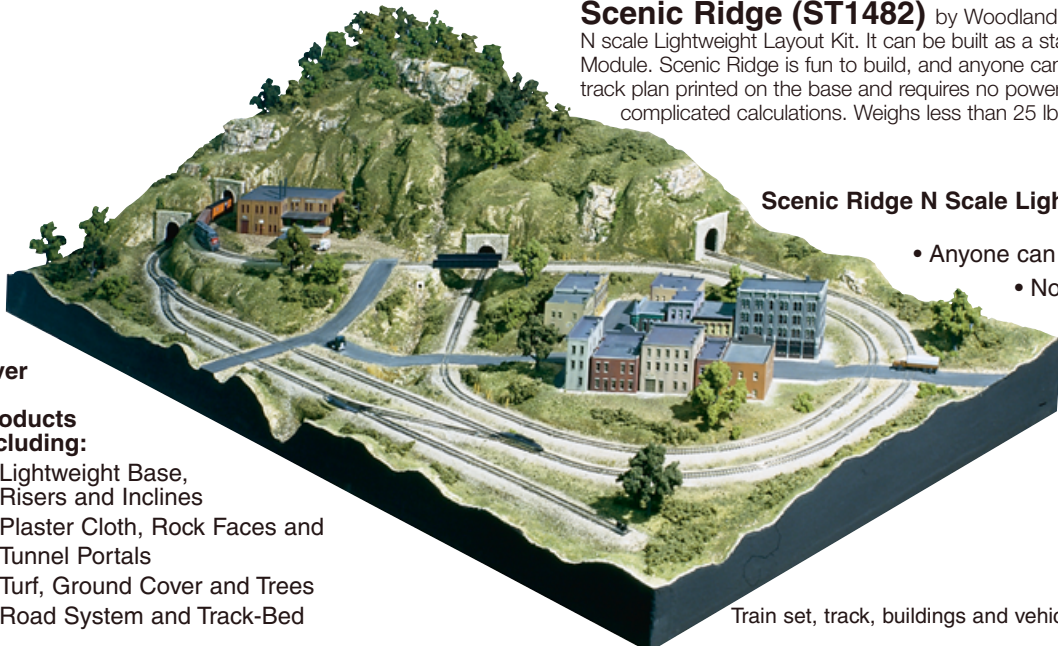
### Scenic Ridge N Scale Lightweight Layout Kit.....ST1482

- Anyone can build it!
- No dusty mess or expensive power tools.
- Kit contained in one box.
- Can be expanded as a module.
- Track plan printed on lightweight base.
- Fully illustrated instructions.
- Large 3x6-foot layout.


**Complete Kit...  
Super Value**

### Over 70 Products Including:

- Lightweight Base, Risers and Inclines
- Plaster Cloth, Rock Faces and Tunnel Portals
- Turf, Ground Cover and Trees
- Road System and Track-Bed




Train set, track, buildings and vehicles not included.




1 Install SubTerrain Risers and Inclines on track plan preprinted on base.



2 Place interlocking Profile Boards around the perimeter of the layout.




3 Cut profile contours with the Woodland Scenics Hot Wire Foam Cutter or Foam Knife.




4 Cut and install Foam Sheets to enclose tunnels and to form level areas for buildings.




5 Use newspaper wads to form terrain contours and cover with Plaster Cloth to form a hard shell.



6 Install Track-Bed, Tunnel Portals and Rock Faces. Apply Earth Undercoat Liquid Pigment.



7 Use Woodland Scenics Road System to make realistic streets, parking lots and foundations.



8 Apply Woodland Scenics Landscape Products for low and medium ground cover.



9 Add Trees, paint the base and your layout is complete. Add finishing details if desired.



**HO SCALE!**



## City & Industry Building Set ..... S1486

Fifteen architecturally detailed buildings make up the City & Industry Building Set. With molded-in details, the HO scale buildings are the perfect complement to the Grand Valley HO Lightweight Layout Kit or any HO scale layout. Included are more than 160 white metal castings and a large selection of Dry Transfer Decals. City & Industry is our most value-packed building set ever!

- A complete city in a box!
- Fifteen HO scale building kits.
- More than 160 white metal accessories & 130 Dry Transfers.
- Complements Grand Valley Lightweight Layout Kit or any HO scale layout.



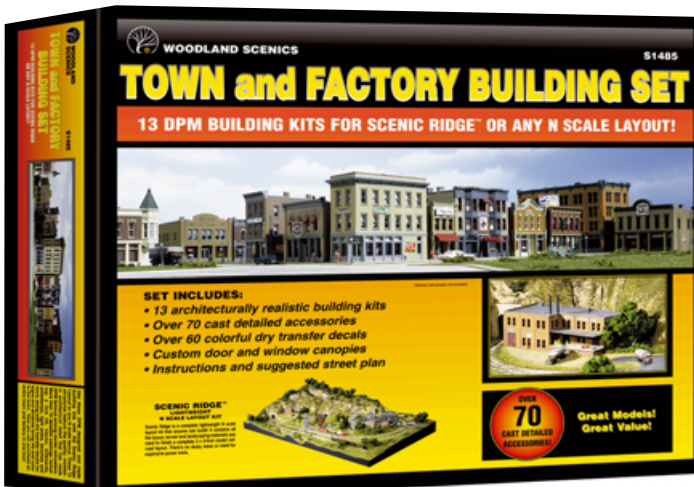
**N SCALE!**



## Town and Factory Building Set.....S1485

Modelers can add these 13 buildings to the Scenic Ridge Lightweight Layout Kit, or any N scale layout. They feature quality, molded-in architectural details that model railroaders love. It's an entire town with more than 70 white metal castings and a huge selection of Dry Transfer Decals.

- 13 separate N scale building kits
- Over 70 cast white metal accessories and Dry Transfers
- For Scenic Ridge or any N scale layout!
- Super Value!








## Learning Kits

Our Learning Kits are value-packed tools that help beginning model railroaders learn how to use our scenery system.



**Rock Faces Learning Kit ..... LK951**  
 Rock Faces Learning Kit teaches modelers to make and color realistic rock formations.



**Roads & Pavement Learning Kit..... LK952**  
 Roads & Pavement Learning Kit teaches modelers how to easily add roads and other paved areas to any layout.



**Trees Learning Kit..... LK953**  
 Trees Learning Kit teaches modelers how easy it is to make and add trees to their layout.



**Landscaping Learning Kit..... LK954**  
 Landscaping Learning Kit teaches modelers to blend and texture our complete line of scenery products.

## SubTerrain Scenery Kit

**A complete learning kit for Woodland Scenics modeling systems**

**Building this 12 x 24-inch N scale diorama teaches you how to:**

- Build a layout the SubTerrain way, in five easy steps without power tools or complicated calculations!
- Build realistic terrain features with Plaster Cloth, pre-cast Rock Faces and a Tunnel Portal.
- Finish the kit with a complete selection of ground covers, Ballast, Talus, Trees and other landscaping products.

**Once you finish this diorama you'll have the knowledge and skill to build any layout!**

**SubTerrain Scenery Kit..... S929**



Train not included.



## See The Videos...Read The Books

Learn how to model terrain and landscape the easy way. See how fun it is to create a scene or complete a layout, literally from the ground up. Start your layout with the SubTerrain Lightweight Layout System. SubTerrain lets you build a complete layout in five easy steps without using power tools or complicated calculations. From there, move on to the basics of planning terrain modeling: valleys, hills, mountains and other natural features. Then learn how to build realistic rock formations and add dirt, turf, low and high ground covers. See how simple it is to create trees. Adding portals, tunnels, culverts and retaining walls is easy, once you learn the secrets experienced modelers use. The finishing touches, from painting to "fly-specking" are covered too, for an outstanding, realistic layout created by you!

### SubTerrain How-To Video ..... ST1401

A step-by-step video that shows you how to build a model railroad layout with the revolutionary SubTerrain Layout System. Approximately 60 minutes.

### SubTerrain Manual ..... ST1402

An illustrated how-to manual that teaches you how to create the ideal lightweight base for scenery and landscaping in five easy steps. 101 pages with 43 illustrations and 160 photos.

### The Clinic (Video) ..... R990

In two sessions, watch the professionals demonstrate terrain and landscaping techniques to a standing-room-only crowd at a National Model Railroad Association convention. In this 75 minute video, you'll see first-hand just how easy it is.

### The Scenery Manual ..... C1207

The Scenery Manual is a valuable instructor and a handy reference guide for all levels of modelers. Besides teaching both basic and advanced techniques, it includes valuable technical tips from the experts and tells the secrets of professional detailing.



### The Scenery Kit ..... S927

Learn terrain and landscape modeling the easy way while you build this 10" x 18" diorama. Included in the kit are complete instructions plus the hardboard sides. Plaster Cloth, Rock Castings, Culvert, Lightweight Hydrocal, four colors of Earth Color Liquid Pigment, Scenic Cement, Track-Bed, Hob-e-Tac Adhesive, Ballast, track (HO scale, others can be substituted), five colors of Turf, two colors of Clump-Foliage, three Realistic Tree armatures, Talus, Poly Fiber and Field Grass. Display an engine or piece of rolling stock on the finished diorama. Apply the techniques learned to your future models and layouts. Train not included.




### Mountain Valley Scenery Kit ..... S928

#### Brings Your Train Set To Life

- Finish a 4x8-foot layout as shown
- Use our track plan or yours
- Add to your existing layout

The Mountain Valley Scenery Kit is for beginners who want scenery for their train sets, model railroaders beginning their scenery or experienced modelers looking for a bargain. The Mountain Valley Scenery Kit is designed for HO scale but easily adapted to N and O scale. It includes all materials, instructions and patterns needed to add trees, grass, weeds, rocks, mountains, tunnel, ballast and more to a 4x8-foot layout. Over 24 products are included...even paint and glue. Step-by-step instructions make this kit easy.

Train set, track, buildings and vehicles not included.



## Buyer's Guide

XLITWSCATALOG • R100 • \$1.50

©2000 OCO

Look for this step-by-step display model SubTerrain demonstration layout in your favorite hobby stores. In one glance, you will see the SubTerrain system's five easy steps: Risers, which elevate the track; Incline Sets and Starters, which provide grades and elevations for your track; Profile Boards, which are used around the perimeter of your layout to define the contours of your layout; Foam Sheets, create elevated flat areas

for towns, tunnels and contour supports; Plaster Cloth, which creates a durable terrain shell to attach landscaping to your layout.

This display gives you an instant understanding of how the Woodland Scenics Subterrain system works and how ingeniously the SubTerrain system goes together: all in five easy steps!



WOODLAND SCENICS  
PO Box 98  
Linn Creek, MO 65052  
Phone 573.346.5555  
Fax 573.346.3768  
[www.woodlandscenics.com](http://www.woodlandscenics.com)

Model & Photo on cover design by W. Allen McClelland